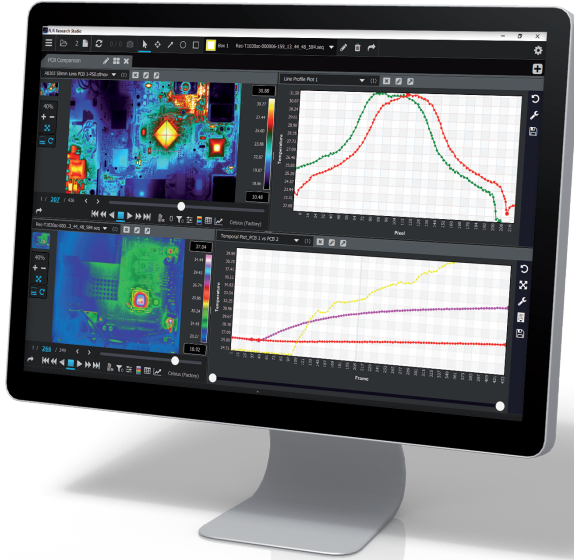




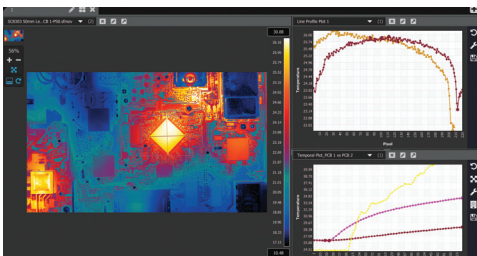
ANALYSIS SOFTWARE

FLIR Research Studio™



FLIR Research Studio software is designed to work the way you do, with a simplified workflow for displaying, recording, viewing, and analyzing FLIR thermal camera data. The streamlined user interface is easy to use—whether your preferred computing platform is Windows, MacOS or Linux — and helps reduce the time required to perform experiments and gather meaningful data. Multiple language options means you can communicate thermal data and results with colleagues around the world in their preferred language. With the ability to save and share workspaces within the data file, colleagues can view the recorded data exactly how you do, increasing efficiency and reducing the potential for misinterpretation of results due to poor translations.

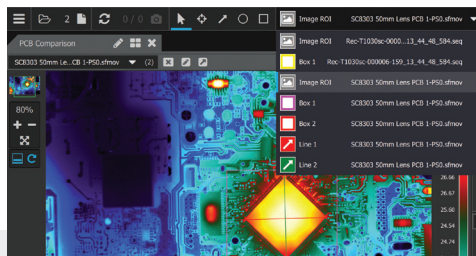
www.flir.com/research-studio



SIMPLIFIED USER INTERFACE

Intuitive controls allow users of all levels to quickly acquire and analyze thermal data

- Begin analysis immediately with plug-and-play connection to multiple cameras
- Acquire and analyze efficiently using the simple “connect – record – analyze” workflow
- Effortlessly share thermal measurement data with colleagues thanks to multiple language and operating systems options



FLEXIBLE ANALYSIS TOOLS

The wide range of measurement tools provides users with a greater understanding of thermal data

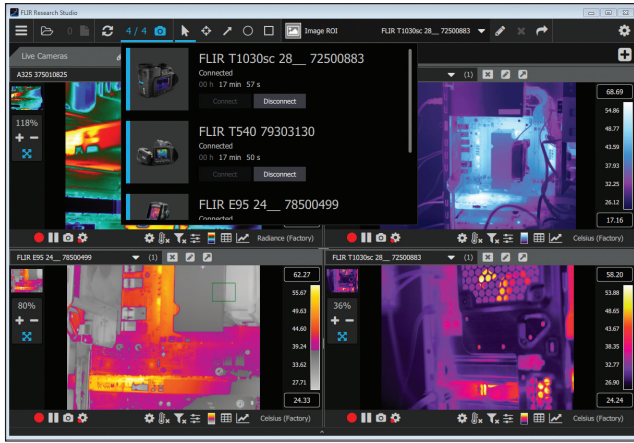
- Perform in-depth thermal analysis on live and recorded data simultaneously
- Generate line profile and time vs. temperature plots from multiple regions of interest across several data files
- Visualize the impacts of temperature differences and thermal drift using Frame Subtraction



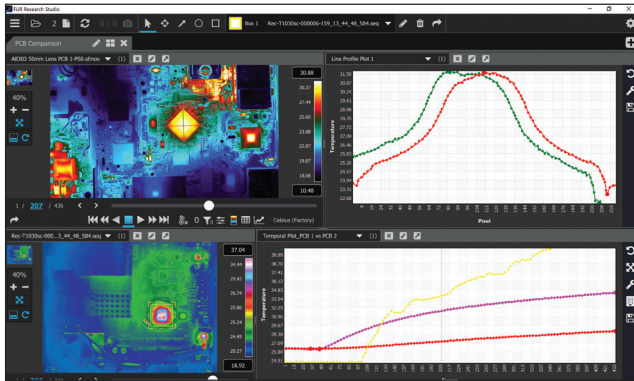
SHARE DATA AND RESULTS EASILY

FLIR Research Studio clearly communicates thermal results to both infrared experts and novices

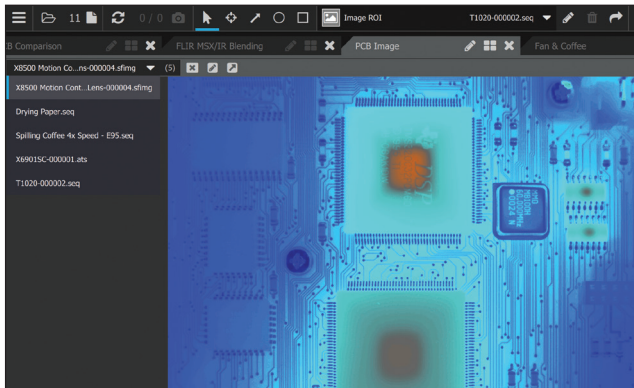
- Share data and results globally thanks to multi-platform operation and local language support
- Reduce additional testing and analysis times through the creation and sharing of workspaces
- Export data seamlessly to third-party formats, including MPEG4 videos and CSV files



Connect to multiple camera and open multiple recorded files on the same tab or create new ones



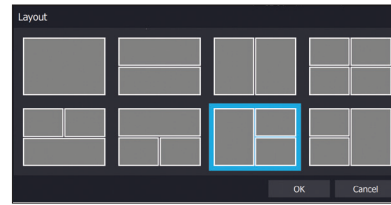
Compare data from different recorded files and/or connected cameras within the same plot or chart



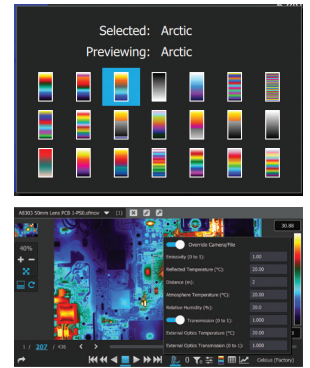
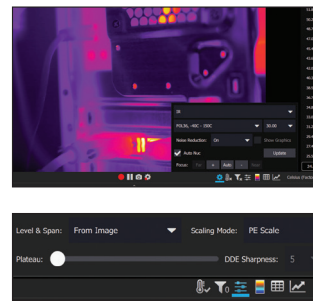
Easily modify tab and frame layouts, orientations, locations, and names

Specifications are subject to change without notice. For the most up-to-date specs, go to www.flir.com

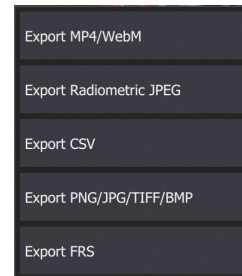
Select from a number of available layouts to optimize the orientation of files and data analysis



Control connected camera, thermally tune the image and adjust Object Parameters



Save time with workspaces and direct exporting to commonly used formats. Share data with the free Research Studio Player App.



CORPORATE HEADQUARTERS
 FLIR Systems, Inc.
 27700 SW Parkway Ave.
 Wilsonville, OR 97070
 USA
 PH: +1 866.477.3687

BOSTON
 FLIR Systems, Inc.
 9 Townsend West
 Nashua, NH 03683
 USA
 PH: +1 866.477.3687

LATIN AMERICA
 FLIR Systems Brasil
 Av. Antonio Bardella, 320
 Sorocaba, SP 18085-852
 Brasil
 PH: +55 15 3238 8070

CANADA
 FLIR Systems, Ltd.
 3430 South Service Road
 Suite 103
 Burlington, ON L7N 3T9
 PH: +1 800.613.0507

www.flir.com
 NASDAQ: FLIR

Equipment described herein is subject to US export regulations and may require a license prior to export. Diversion contrary to US law is prohibited. Imagery for illustration purposes only. Specifications are subject to change without notice. ©2018 FLIR Systems, Inc. All rights reserved. 3/19

18-1957-INS



The World's Sixth Sense®